



LINEAR STORAGE SOLUTIONS

TILT BINS

 0800 917 1103

 www.linearstoragesolutions.com

 sales@linearstorage.co.uk



PRODUCT SPOTLIGHT



Louvre adapter clip



Ergonomic handle

Tilt Bin Application



Tilt Bins can be **stacked** or **interlocked side-by-side**



Secure Rhino Tilt Bins to a **wall** or fix them to a **louvre panel or trolley**



NEW RHINO TILT BINS

Tilt Bins are designed with meticulous care for storage applications where products need to be stored, viewed and retrieved quickly, whilst remaining free from dirt and dust.

It has been designed as a two-component binning system formed of a cabinet and tilting bin, which pivots at the front bottom edge of the bin. Bins are available in four heights, widths and depths.

- **Stack or interlock Tilt Bins side-by-side**
- **Use as a self-supporting structure, fix to a wall or Louvre panel using its specially designed adapter clip**
- **Large front handles with ergonomic grip**
- **Great for space saving and organising small parts**



Rhino Tilt Bin with Cabinet



Rhino Tilt Bin

| Heights | Widths | Depths | Application | Construction | Loadings |
|--|--|--|---|--|-------------------------------------|
| Height (mm) 92, 141, 193, 283, | Widths (mm) 73, 108, 144, 215, | Depths (mm) 50, 90, 121, 167 | Environment Hospitals, Storeroom, Workshop, Office, Warehouse Usage Small Part Picking | Cabinet: Plastic Grey RAL7035 Tilt Bin: High Impact Polystyrene Transparent | Contact sales office for details |

Create your own Tilt Bin kits... Or choose from our pre-configured kits

1. Rhino Tilt Bin Size 1

RTB 1 LP Values (W x H)
1 x 2

2. Rhino Tilt Bin Size 2

RTB 2 LP Values (W x H)
1.5 x 3

3. Rhino Tilt Bin Size 3

RTB 3 LP Values (W x H)
2 x 4

4. Rhino Tilt Bin Size 4

RTB 4 LP Values (W x H)
3 x 6

Square Louvre Panels (457x457mm)

Total LP Value (W x H)
6 x 9



Portrait Louvre Panels (457x915mm)

Total LP Value (W x H)
6 x 19

| + Louvre Panel | | | |
|------------------------|------------|--------------|------------------|
| Description | W x H (mm) | Price Code | LP Value (W x H) |
| Square Louvre Panel | 457 x 457 | ARTBPLV0505 | 6 x 9 |
| Portrait Louvre Panel | 457 x 915 | ARTBPLV1005P | 6 x 19 |
| Landscape Louvre Panel | 915 x 457 | ARTBPLV0510L | 13 x 6 |
| Bench Stand Louvre | 457 x 457 | ARTBBS0505 | 6 x 9 |

| + Rhino Tilt Bins | | | |
|-----------------------|-----------------|------------|------------------|
| Description | W x D x H (mm) | Price Code | LP Value (W x H) |
| Rhino Tilt Bin Size 1 | 73 x 50 x 92 | RTB1 | 1 x 2 |
| Rhino Tilt Bin Size 2 | 108 x 90 x 141 | RTB2 | 1.5 x 3 |
| Rhino Tilt Bin Size 3 | 144 x 121 x 193 | RTB3 | 2 x 4 |
| Rhino Tilt Bin Size 4 | 215 x 167 x 283 | RTB4 | 3 x 6 |
| Spacer (For RTB3) | 68 x 120 x 190 | RTB/SBR | |

| Square Louvre Kit A | | Square Louvre Kit B | |
|--|------------|--|------------|
| W x H (mm) | Price Code | W x H (mm) | Price Code |
| 457 x 457 | RTBKITA | 457 x 457 | RTBKITB |
| <i>i</i> Includes 457x457 Louvre Panel, 24x RTB1 | | <i>i</i> Includes 457x457 Louvre Panel, 12x RTB2 | |

| Square Louvre Kit C | | Square Louvre Kit D | |
|---|------------|---|------------|
| W x H (mm) | Price Code | W x H (mm) | Price Code |
| 457 x 457 | RTBKITC | 457 x 457 | RTBKITD |
| <i>i</i> Includes 457x457 Louvre Panel, 6x RTB3 | | <i>i</i> Includes 457x457 Louvre Panel, 2x RTB4 | |

| Portrait Louvre Kit A | | Portrait Louvre Kit B | | Portrait Louvre Kit C | | Portrait Louvre Kit D | |
|---|------------|---|------------|---|------------|--|------------|
| W x H (mm) | Price Code | W x H (mm) | Price Code | W x H (mm) | Price Code | W x H (mm) | Price Code |
| 457 x 915 | RTBKITAP | 457 x 915 | RTBKITBP | 457 x 915 | RTBKITCP | 457 x 915 | RTBKITDP |
| <i>i</i> Includes 457x915 Louvre Panel, 48 x RTB1 | | <i>i</i> Includes 457x915 Louvre Panel, 24 x RTB2 | | <i>i</i> Includes 457x915 Louvre Panel, 12 x RTB3 | | <i>i</i> Includes 457x915 Louvre Panel, 6 x RTB4 | |

i Operate Rhino Tilt Bins using the large, ergonomic plastic handles



Rhino Tilt Bin kits with Louvre Trolleys



| Double-Sided Louvre Trolley Kit A | |
|---|--------|
| W x H (mm) | Code |
| 930 x 1425 | RTBTYA |
| ⓘ Includes 930 x 1425 trolley, 24 RTB1, 32 RTB2, 12 RTB3, 16 RTB4 | |



| Double-Sided Louvre Trolley Kit B | |
|--|--------|
| W x H (mm) | Code |
| 930 x 1425 | RTBTYB |
| ⓘ Includes 930 x 1425 trolley, 48 RTB1, 32 RTB2, 24 RTB3, 8 RTB4 | |



| Double-Sided Louvre Trolley Kit C | |
|---|--------|
| W x H (mm) | Code |
| 930 x 1425 | RTBTYC |
| ⓘ Includes 930 x 1425 trolley, 64 RTB2, 36 RTB3 | |



| Double-Sided Louvre Trolley Kit D | |
|--|--------|
| W x H (mm) | Code |
| 930 x 1425 | RTBTYD |
| ⓘ Includes 930 x 1425 trolley, 72 RTB1, 48 RTB2, 24 RTB3 | |

Create your own kit



12 x RTB 1 LP Values (W x H)
12 x 2



8 x RTB 2 LP Values (W x H)
12 x 3



6 x RTB 3 LP Values (W x H)
12 x 4




4 x RTB 4 LP Values (W x H)
12 x 6

Double-Sided Louvre Trolleys



Total LP Value (W x H)
12 x 24 (Per Side)

Single-Sided Louvre Rack



4 x RTB 4 LP Values (W x H)
12 x 6

Total LP Value (W x H)
12 x 36

Double-Sided Louvre Rack



Total LP Value (W x H)
12 x 36 (Per Side)

ⓘ Use Rhino Tilt Bins as a self-supporting structure by stacking or interlocking bins

Pricing & Sizes

| + Double Sided Louvre Trolley | | | |
|-------------------------------|------------|------------|------------------|
| Description | W x H (mm) | Price Code | LP Value (W x H) |
| Double Sided Trolley | 930 x 1425 | ARTBTY | 12 x 24 |

| + Single Sided Louvre Rack | | | |
|----------------------------|------------|------------|------------------|
| Description | W x H (mm) | Price Code | LP Value (W x H) |
| Rack (Single Sided) | 930 x 1920 | ARTBRKSSS | 12 x 36 |
| Rack (Single Sided) | 930 x 1920 | ARTBRKSSE | 12 x 36 |

| + Double Sided Louvre Rack | | | |
|----------------------------|------------|------------|------------------|
| Description | W x H (mm) | Price Code | LP Value (W x H) |
| Rack (Double Sided) | 930 x 1920 | ARTBRKDSS | 12 x 36 |
| Rack (Double Sided) | 930 x 1920 | ARTBRKDE | 12 x 36 |

| + Rhino Tilt Bins | | | |
|-----------------------|-----------------|------------|------------------|
| Description | W x H (mm) | Price Code | LP Value (W x H) |
| Rhino Tilt Bin Size 1 | 73 x 50 x 92 | RTB1 | 1 x 2 |
| Rhino Tilt Bin Size 2 | 108 x 90 x 141 | RTB2 | 1.5 x 3 |
| Rhino Tilt Bin Size 3 | 144 x 121 x 193 | RTB3 | 2 x 3 |
| Rhino Tilt Bin Size 4 | 215 x 167 x 283 | RTB4 | 3 x 6 |
| Spacer (For RTB3) | 68 x 120 x 190 | RTB/SBR | |

from
£2.²⁰

5
YEAR
Guarantee

5
DAYS
Delivery



Rhino Tilt Bin kits with Louvre Racks



| Single-Sided Louvre Rack Kit A | |
|---|---------|
| W x H (mm) | Code |
| 930 x 1920 | RTBSSSA |
| Includes 930 x 1920 single sided rack, 192 RTB1 | |



| Single-Sided Louvre Rack Kit B | |
|--|---------|
| W x H (mm) | Code |
| 930 x 1920 | RTBSSSB |
| Includes 930 x 1920 single sided rack, 96 RTB2 | |



| Single-Sided Louvre Rack Kit C | |
|--|---------|
| W x H (mm) | Code |
| 930 x 1920 | RTBSSSC |
| Includes 930 x 1920 single sided rack, 48 RTB3 | |



| Single-Sided Louvre Rack Kit D | |
|--|---------|
| W x H (mm) | Code |
| 930 x 1920 | RTBSSSD |
| Includes 930 x 1920 single sided rack, 24 RTB4 | |



| Double-Sided Louvre Rack Kit A | |
|--|---------|
| W x H (mm) | Code |
| 930 x 1920 | RTBDSSA |
| Includes 930 x 1920 double sided rack, 72 RTB1, 48 RTB2, 36 RTB3, 8 RTB4 | |



| Double-Sided Louvre Rack Kit B | |
|---|---------|
| W x H (mm) | Code |
| 930 x 1920 | RTBDSSB |
| Includes 930 x 1920 double sided rack, 48 RTB1, 48 RTB2, 24 RTB3, 16 RTB4 | |



| Double-Sided Louvre Rack Kit C | |
|---|---------|
| W x H (mm) | Code |
| 930 x 1920 | RTBDSSC |
| Includes 930 x 1920 double sided rack, 48 RTB1, 48 RTB2, 12 RTB3, 24 RTB4 | |



| Double-Sided Louvre Rack Kit D | |
|---|---------|
| W x H (mm) | Code |
| 930 x 1920 | RTBDSSD |
| Includes 930 x 1920 double sided rack, 24 RTB1, 32 RTB2, 12 RTB3, 32 RTB4 | |

Rhino Tilt Bins can be secured to louvre panels using our specially designed adaptors, high impact polystyrene, providing security to items inside



TILT BIN FRAMES & STANDS

Tilt Bins are designed to be wall mounted using the special wall mounting frame kit or be mounted on a self supporting, single or double sided stand.

Tilt bins with retaining bars are ideal in any situation where the tilt bins need to be secured such as Vans & mobile work areas but can also be unsecured quickly for easy access.



Retaining bar



How to affix Tilt Bins on Vertical Frames

1. Having removed the Tilt Bin, insert the screw corresponding to the screw holes in the Tilt Bin Cabinet.



3. Interlock the cabinets by sliding front to back. Then insert the fixing plates into the vertical frame.



2. Screw into the Fixing Plate on the back of the Tilt Bin Cabinet.



4. Once in place tighten the screws to affix the Tilt Bin cabinet to the vertical frame.



Tilt Bins with Retaining Bar ideal for Van Kits & Mobile Work Areas



| Code | Description | Qty & Bin Type |
|--------|-----------------------------------|----------------|
| RTB1VK | Tilt Bin Kit 1 with Retaining Bar | 6 x RTB1 |
| RTB2VK | Tilt Bin Kit 2 with Retaining Bar | 4 x RTB2 |
| RTB3VK | Tilt Bin Kit 3 with Retaining Bar | 3 x RTB3 |
| RTB4VK | Tilt Bin Kit 4 with Retaining Bar | 2 x RTB4 |

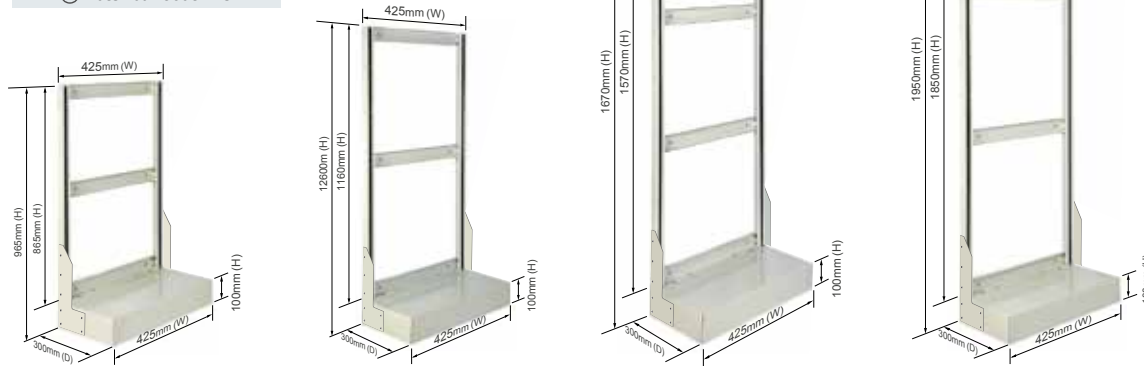
Use Rhino Tilt Bins as a self-supporting structure by stacking or interlocking bins

Configure your own kit by selecting your frame & bin type

Single Sided Stand

| W x H x D (mm) | Code |
|----------------|---------------|
| 425x965x300 | RTBSS/042/095 |
| 425x1260x300 | RTBSS/042/125 |
| 425x1670x300 | RTBSS/042/165 |
| 425x1950x300 | RTBSS/042/195 |

ⓘ Does not include Bins



+ Rhino Tilt Bins

| Description | W x D x H (mm) | Price Code |
|-----------------------|-----------------|------------|
| Rhino Tilt Bin Size 1 | 73 x 50 x 92 | RTB1 |
| Rhino Tilt Bin Size 2 | 108 x 90 x 141 | RTB2 |
| Rhino Tilt Bin Size 3 | 144 x 121 x 193 | RTB3 |
| Rhino Tilt Bin Size 4 | 215 x 167 x 283 | RTB4 |

Double Sided Stand

| W x H x D (mm) | Code |
|----------------|---------------|
| 425x965x600 | RTBDS/042/095 |
| 425x1260x600 | RTBDS/042/125 |
| 425x1670x600 | RTBDS/042/156 |
| 425x1950x600 | RTBDS/042/195 |

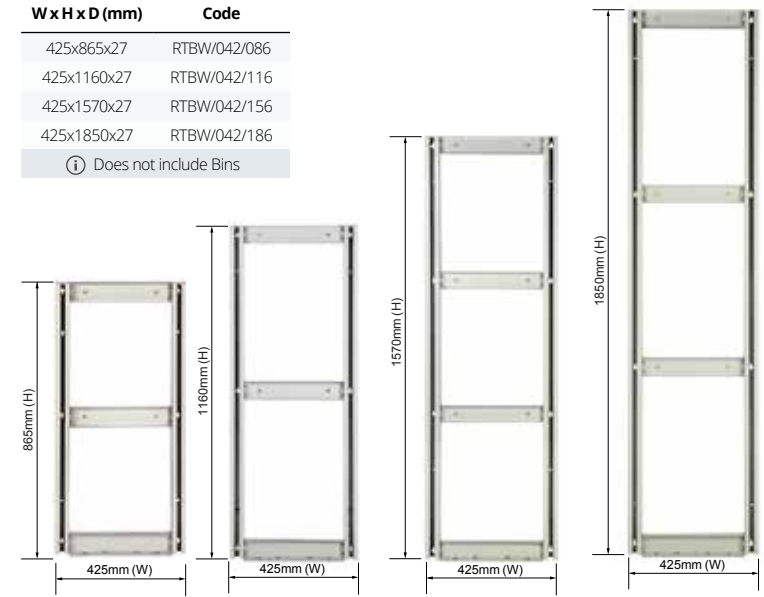
ⓘ Does not include Bins



Wall Mounted Frame

| W x H x D (mm) | Code |
|----------------|--------------|
| 425x865x27 | RTBW/042/086 |
| 425x1160x27 | RTBW/042/116 |
| 425x1570x27 | RTBW/042/156 |
| 425x1850x27 | RTBW/042/186 |

ⓘ Does not include Bins



ⓘ Rhino Tilt Bins can be secured to louvre panels using the specially designed adapter clip



Choose from our pre-configured kits

Kit Type 1



| Type | W x H (mm) | Code |
|---------------------------------|-------------|----------|
| Wall Mounted | 425x865 | RTBW-01 |
| Single Sided | 425x965x300 | RTBSS-01 |
| Kits Include: 54 x RTB1 | | |
| Double Sided | 425x965x600 | RTBDS-01 |
| Kits Include: 108 x RTB1 | | |

Kit Type 2



| Type | W x H (mm) | Code |
|--------------------------------|-------------|----------|
| Wall Mounted | 425x865 | RTBW-02 |
| Single Sided | 425x965x300 | RTBSS-02 |
| Kits Include: 24 x RTB2 | | |
| Double Sided | 425x965x600 | RTBDS-02 |
| Kits Include: 48 x RTB2 | | |

Kit Type 3



| Type | W x H (mm) | Code |
|---|-------------|----------|
| Wall Mounted | 425x865 | RTBW-03 |
| Single Sided | 425x965x300 | RTBSS-03 |
| Kits Include: 6 x RTB1, 12 x RTB3 | | |
| Double Sided | 425x965x600 | RTBDS-03 |
| Kits Include: 12 x RTB1, 24 x RTB3 | | |

Kit Type 4



| Type | W x H (mm) | Code |
|--------------------------------|-------------|----------|
| Wall Mounted | 425x865 | RTBW-04 |
| Single Sided | 425x965x300 | RTBSS-04 |
| Kits Include: 6 x RTB4 | | |
| Double Sided | 425x965x600 | RTBDS-04 |
| Kits Include: 12 x RTB4 | | |

Kit Type 5



| Type | W x H (mm) | Code |
|--|-------------|----------|
| Wall Mounted | 425x865 | RTBW-05 |
| Single Sided | 425x965x300 | RTBSS-05 |
| Kits Include: 12 x RTB1, 8 x RTB2, 6 x RTB3 | | |
| Double Sided | 425x965x600 | RTBDS-05 |
| Kits Include: 24 x RTB1, 16 x RTB2, 12 x RTB3 | | |

Kit Type 6



| Type | W x H (mm) | Code |
|---|-------------|----------|
| Wall Mounted | 425x865 | RTBW-06 |
| Single Sided | 425x965x300 | RTBSS-06 |
| Kits Include: 6 x RTB1, 8 x RTB2, 3 x RTB3, 2 x RTB4 | | |
| Double Sided | 425x965x600 | RTBDS-06 |
| Kits Include: 12 x RTB1, 16 x RTB2, 6 x RTB3, 4 x RTB4 | | |

Kit Type 7



| Type | W x H (mm) | Code |
|--|-------------|----------|
| Wall Mounted | 425x865 | RTBW-07 |
| Single Sided | 425x965x300 | RTBSS-07 |
| Kits Include: 8 x RTB2, 4 x RTB4 | | |
| Double Sided | 425x965x600 | RTBDS-07 |
| Kits Include: 16 x RTB2, 8 x RTB4 | | |

Kit Type 8



| Type | W x H (mm) | Code |
|---|-------------|----------|
| Wall Mounted | 425x865 | RTBW-08 |
| Single Sided | 425x965x300 | RTBSS-08 |
| Kits Include: 18 x RTB1, 9 x RTB3 | | |
| Double Sided | 425x965x600 | RTBDS-08 |
| Kits Include: 36 x RTB1, 18 x RTB3 | | |

ⓘ Kits include all components to make Wall Mounted, Single or Double sided frames.



Kit Type 9



| Type | W x H (mm) | Code |
|---------------------------------|--------------|----------|
| Wall Mounted | 425x1160 | RTBW-09 |
| Single Sided | 425x1260x300 | RTBSS-09 |
| Kits Include: 72 x RTB1 | | |
| Double Sided | 425x1260x600 | RTBDS-09 |
| Kits Include: 144 x RTB1 | | |

Kit Type 10



| Type | W x H (mm) | Code |
|--------------------------------|--------------|----------|
| Wall Mounted | 425x1160 | RTBW-10 |
| Single Sided | 425x1260x300 | RTBSS-10 |
| Kits Include: 32 x RTB2 | | |
| Double Sided | 425x1260x600 | RTBDS-10 |
| Kits Include: 64 x RTB2 | | |

Kit Type 11



| Type | W x H (mm) | Code |
|--------------------------------|--------------|----------|
| Wall Mounted | 425x1160 | RTBW-11 |
| Single Sided | 425x1260x300 | RTBSS-11 |
| Kits Include: 18 x RTB3 | | |
| Double Sided | 425x1260x600 | RTBDS-11 |
| Kits Include: 36 x RTB3 | | |

Kit Type 12



| Type | W x H (mm) | Code |
|--------------------------------|--------------|----------|
| Wall Mounted | 425x1160 | RTBW-12 |
| Single Sided | 425x1260x300 | RTBSS-12 |
| Kits Include: 8 x RTB4 | | |
| Double Sided | 425x1260x600 | RTBDS-12 |
| Kits Include: 16 x RTB4 | | |

Kit Type 13



| Type | W x H (mm) | Code |
|---|--------------|----------|
| Wall Mounted | 425x1160 | RTBW-13 |
| Single Sided | 425x1260x300 | RTBSS-13 |
| Kits Include: 12 x RTB1, 8 x RTB2, 6 x RTB3, 2 x RTB4 | | |
| Double Sided | 425x1260x600 | RTBDS-13 |
| Kits Include: 24 x RTB1, 16 x RTB2, 12 x RTB3, 4x RTB4 | | |

Kit Type 14



| Type | W x H (mm) | Code |
|---|--------------|----------|
| Wall Mounted | 425x1160 | RTBW-14 |
| Single Sided | 425x1260x300 | RTBSS-14 |
| Kits Include: 6 x RTB1, 8 x RTB2, 3 x RTB3, 4 x RTB4 | | |
| Double Sided | 425x1260x600 | RTBDS-14 |
| Kits Include: 12 x RTB1, 16 x RTB2, 6 x RTB3, 8 x RTB4 | | |

Kit Type 15



| Type | W x H (mm) | Code |
|---|--------------|----------|
| Wall Mounted | 425x1160 | RTBW-15 |
| Single Sided | 425x1260x300 | RTBSS-15 |
| Kits Include: 16 x RTB2, 9 x RTB3 | | |
| Double Sided | 425x1260x600 | RTBDS-15 |
| Kits Include: 32 x RTB2, 18 x RTB3 | | |

Kit Type 16



| Type | W x H (mm) | Code |
|--|--------------|----------|
| Wall Mounted | 425x1160 | RTBW-16 |
| Single Sided | 425x1260x300 | RTBSS-16 |
| Kits Include: 30 x RTB1, 8 x RTB2, 6 x RTB3 | | |
| Double Sided | 425x1260x600 | RTBDS-16 |
| Kits Include: 60 x RTB1, 16 x RTB2, 12 x RTB3 | | |

Kit Type 17



| Type | W x H (mm) | Code |
|---------------------------------|--------------|----------|
| Wall Mounted | 425x1570 | RTBW-17 |
| Single Sided | 425x1670x300 | RTBSS-17 |
| Kits Include: 102 x RTB1 | | |
| Double Sided | 425x1670x600 | RTBDS-17 |
| Kits Include: 204 x RTB1 | | |

Kit Type 18



| Type | W x H (mm) | Code |
|--------------------------------|--------------|----------|
| Wall Mounted | 425x1570 | RTBW-18 |
| Single Sided | 425x1670x300 | RTBSS-18 |
| Kits Include: 44 x RTB2 | | |
| Double Sided | 425x1670x600 | RTBDS-18 |
| Kits Include: 88 x RTB2 | | |

Kit Type 19



| Type | W x H (mm) | Code |
|--------------------------------|--------------|----------|
| Wall Mounted | 425x1570 | RTBW-19 |
| Single Sided | 425x1670x300 | RTBSS-19 |
| Kits Include: 24 x RTB3 | | |
| Double Sided | 425x1670x600 | RTBDS-19 |
| Kits Include: 48 x RTB3 | | |

Kit Type 20



| Type | W x H (mm) | Code |
|--|--------------|----------|
| Wall Mounted | 425x1570 | RTBW-20 |
| Single Sided | 425x1670x300 | RTBSS-20 |
| Kits Include: 4 x RTB2, 10 x RTB4 | | |
| Double Sided | 425x1670x600 | RTBDS-20 |
| Kits Include: 8 x RTB2, 20 x RTB4 | | |

Kit Type 21



| Type | W x H (mm) | Code |
|---|--------------|----------|
| Wall Mounted | 425x1570 | RTBW-21 |
| Single Sided | 425x1670x300 | RTBSS-21 |
| Kits Include: 18 x RTB, 12 x RTB2, 9 x RTB3, 2 x RTB4 | | |
| Double Sided | 425x1670x600 | RTBDS-21 |
| Kits Include: 36 x RTB, 24 x RTB2, 18 x RTB3, 4 x RTB4 | | |

Kit Type 22



| Type | W x H (mm) | Code |
|--|--------------|----------|
| Wall Mounted | 425x1570 | RTBW-22 |
| Single Sided | 425x1670x300 | RTBSS-22 |
| Kits Include: 12 x RTB1, 12 x RTB2, 6 x RTB3, 4 x RTB4 | | |
| Double Sided | 425x1670x600 | RTBDS-22 |
| Kits Include: 24 x RTB1, 24 x RTB2, 12 x RTB3, 8 x RTB4 | | |

Kit Type 23



| Type | W x H (mm) | Code |
|--|--------------|----------|
| Wall Mounted | 425x1570 | RTBW-23 |
| Single Sided | 425x1670x300 | RTBSS-23 |
| Kits Include: 6 x RTB1, 12 x RTB2, 3 x RTB3, 6 x RTB4 | | |
| Double Sided | 425x1670x600 | RTBDS-23 |
| Kits Include: 12 x RTB1, 24 x RTB2, 6 x RTB3, 12 x RTB4 | | |

Kit Type 24



| Type | W x H (mm) | Code |
|---|--------------|----------|
| Wall Mounted | 425x1570 | RTBW-24 |
| Single Sided | 425x1670x300 | RTBSS-24 |
| Kits Include: 24 x RTB1, 4 x RTB2, 12 x RTB3, 2 x RTB4 | | |
| Double Sided | 425x1670x600 | RTBDS-24 |
| Kits Include: 48 x RTB1, 8 x RTB2, 24 x RTB3, 4 x RTB4 | | |

i Kits include all components to make Wall Mounted, Single or Double sided frames.

Kit Type 25



| Type | W x H (mm) | Code |
|--------------------------|--------------|----------|
| Wall Mounted | 425x1850 | RTBW-25 |
| Single Sided | 425x1950x300 | RTBSS-25 |
| Kits Include: 120 x RTB1 | | |
| Double Sided | 425x1950x600 | RTBDS-25 |
| Kits Include: 240 x RTB1 | | |

Kit Type 26



| Type | W x H (mm) | Code |
|--------------------------|--------------|----------|
| Wall Mounted | 425x1850 | RTBW-26 |
| Single Sided | 425x1950x300 | RTBSS-26 |
| Kits Include: 52 x RTB2 | | |
| Double Sided | 425x1950x600 | RTBDS-26 |
| Kits Include: 104 x RTB2 | | |

Kit Type 27



| Type | W x H (mm) | Code |
|------------------------------------|--------------|----------|
| Wall Mounted | 425x1850 | RTBW-27 |
| Single Sided | 425x1950x300 | RTBSS-27 |
| Kits Include: 6 x RTB1, 27 x RTB3 | | |
| Double Sided | 425x1950x600 | RTBDS-27 |
| Kits Include: 12 x RTB1, 54 x RTB3 | | |

Kit Type 28



| Type | W x H (mm) | Code |
|-----------------------------------|--------------|----------|
| Wall Mounted | 425x1850 | RTBW-28 |
| Single Sided | 425x1950x300 | RTBSS-28 |
| Kits Include: 4 x RTB2, 12 x RTB4 | | |
| Double Sided | 425x1950x600 | RTBDS-28 |
| Kits Include: 8 x RTB2, 24 x RTB4 | | |

Kit Type 29



| Type | W x H (mm) | Code |
|---|--------------|----------|
| Wall Mounted | 425x1850 | RTBW-29 |
| Single Sided | 425x1950x300 | RTBSS-29 |
| Kits Include: 18 x RTB1, 12 x RTB2, 9 x RTB3, 4 x RTB4 | | |
| Double Sided | 425x1950x600 | RTBDS-29 |
| Kits Include: 36 x RTB1, 24 x RTB2, 18 x RTB3, 8 x RTB4 | | |

Kit Type 30



| Type | W x H (mm) | Code |
|---|--------------|----------|
| Wall Mounted | 425x1850 | RTBW-30 |
| Single Sided | 425x1950x300 | RTBSS-30 |
| Kits Include: 6 x RTB1, 12 x RTB2, 3 x RTB3, 8 x RTB4 | | |
| Double Sided | 425x1950x600 | RTBDS-30 |
| Kits Include: 12 x RTB1, 24 x RTB2, 6 x RTB3, 16 x RTB4 | | |

Kit Type 31



| Type | W x H (mm) | Code |
|------------------------------------|--------------|----------|
| Wall Mounted | 425x1850 | RTBW-31 |
| Single Sided | 425x1950x300 | RTBSS-31 |
| Kits Include: 36 x RTB1, 36 x RTB2 | | |
| Double Sided | 425x1950x600 | RTBDS-31 |
| Kits Include: 72 x RTB1, 72 x RTB2 | | |

Kit Type 32



| Type | W x H (mm) | Code |
|------------------------------------|--------------|----------|
| Wall Mounted | 425x1850 | RTBW-32 |
| Single Sided | 425x1950x300 | RTBSS-32 |
| Kits Include: 24 x RTB2, 15 x RTB3 | | |
| Double Sided | 425x1950x600 | RTBDS-32 |
| Kits Include: 48 x RTB2, 30 x RTB3 | | |





LINEAR STORAGE SOLUTIONS



**EXPRESS DELIVERY
AVAILABLE**



**DELIVERED FREE
WITHIN FIVE DAYS**



**HIGH QUALITY
GUARANTEED**



**GREAT VALUE
PRODUCTS**

 **0800 917 1103**

 **www.linearstoragesolutions.com**

 **sales@linearstorage.co.uk**